



A new dimension
in forklift truck performance



**Diesel &
Gasoline Forklift Truck Series**
3.5-5.0 tons

Creating a new dimension in forklift truck performance with a full complement of standard features

The FD/G Series, with capacities from 3.5 to 5.0 tons, has introduced a variety of new features in response to users' needs, including an automatic 2-speed transmission and a class-leading lift speed for excellent **maneuverability**, a low-vibration 6-cylinder engine, easy-to-use switches and levers, and a safety-first operator's seat for enhanced **operator comfort** and **safety**, and an aluminum radiator and a torque converter with cooling fins for high **durability**. They combine to contribute to increased productivity and efficiency.

FD·G Series

FD·G35 / FD·G40 / FD·G45 / FD·G50

Four innovative performances

MANEUVERABILITY

OPERATOR COMFORT

SAFETY

DURABILITY

EXCELLENT MANEUVERABILITY



ENHANCED OPERATOR COMFORT



1 Fast lift speed

Class-leading lift speed

The FD35 and FD40 Series offer a lift speed of 540 mm/s under load, the fastest lift speed in its class. When unloaded, the forks lower at a speed of 550 mm/s, substantially improving load handling efficiency.



2 Powerful, smooth acceleration and starting

2-speed automatic transmission is standard on all models of trucks with an automatic transmission

The 2-speed automatic transmission automatically selects the appropriate forward gear based on accelerator pedal effort. You do not have to change gears manually, which makes starting and acceleration smoother and improves work efficiency. The new FD/G Series deliver excellent maneuverability for load handling at a variety of work sites, including ports and container terminals.

●Maximum FD40 traction when loaded:

Existing model: 29.4 kN
New model: 33.3 kN

3 Optimal gearshift pattern is selectable

Trucks with an automatic transmission come with a three-mode selection switch

You can select the automatic transmission gearshift pattern according to your working conditions with the flick of the switch.



D ▶ Normal mode
1 ▶ Gradient mode
Dopt ▶ High-speed mode

1 Clean, powerful engine

Low-vibration, low-cost, 6-cylinder S6S engine

The eco-friendly diesel engine has performance to meet the emission levels required in the U.S. EPA Tier 2, EU Stage II and Japan Stage II regulations. Its new pre-chamber combustion system offers cleaner exhaust emissions while giving the truck extra power and speed.




Rated output:
64.7 kW(88 PS) at 2300 r.p.m.
Maximum torque:
284 N·m(29 kgf·m) at 1600 r.p.m.

2 Smooth starting

Auto-glow system (Diesel engine trucks)

When the starter switch is turned ON, the glow indicator turns on and the engine is automatically preheated. When the engine has been preheated sufficiently, the glow indicator goes out on the instrument panel to inform the operator that the engine can be started.



3 Fingertip control reduces operator fatigue

Electric shift lever (trucks with an automatic transmission)

The electric shift control lever provides easy selection of forward or reverse with a single touch of the lever.



4 Light switch is integral with the turn signal lever

The light switch is combined in the turn signal lever


The light switch is built into the turn signal lever, for greater convenience. Also, the turn signal lever automatically returns to neutral when the steering wheel is returned to the straight-ahead position.



5 Expanded leg space

Tilt cylinders are equipped with covers

The entrance to the operator's seat and the safety step have been widened and enlarged for easier entry and exit. The tilt cylinders are covered so that the foot well is neat and trim.





GREATER SAFETY




HIGH DURABILITY



4 Improved comfort and lessened fatigue

Safety seat with side supports

The safety seat, with suspension and reclining functions, features high sides and back to hold and balance the operator's body securely when working on steep grades or side slopes and it also serves also as a grip when mounting and dismounting. The seat belt has an emergency locking retractor (ELR) function for enhanced safety. The seat also has a convenient document pocket on the rear of the seat back.



5 Safe inspection and servicing

Engine hood with an automatically-locked stay damper

The engine hood has an automatically-locked, gas-spring stay damper to allow the operator open and close the hood easily. This fail-safe stopper prevents the hood from closing unexpectedly, ensuring safe inspection of components under the hood.



1 High rigidity and durability at all times

Rigid differential and axles

Rigid differential and axles ensure excellent operating performance under severe working conditions. Their strength and durability are well suited to heavy-duty work in a variety of tough working conditions, including ports.



2 Durable hydraulics

Oil-filled lift cylinders

The lift cylinder piston rods are filled with hydraulic oil to improve the durability of the lift cylinders.

3 Improved durability from multi-disc clutch packs

Torque converter with cooling fins (trucks with an automatic transmission)

The torque converter oil is cooled more efficiently by the cooling fins, to improve the durability of the clutch packs.

4 Longer clutch disc service life

Oil-filled clutch is standard (trucks with a manual transmission)

The clutch disc is cooled by oil from a pump, to reduce clutch disc wear.

5 High cooling performance for better durability

Aluminum radiator


The one-piece molded aluminum radiator offers substantially improved cooling efficiency and higher joint reliability, contributing to better performance and improved durability of the engine.



1 Excellent visibility

Forward visibility has been improved 10% (3.5 - 4 ton trucks with a standard mast when compared with our previous models)

The wide mast, with wider lift chain spacing, makes the view forward less cluttered, to enhance safety and improve productivity.



2 Safe starting

Neutral safety mechanism

The neutral safety mechanism prevents the engine from being started unless the directional control lever is in the neutral position. This prevents the truck from moving abruptly when the starter switch is turned on. The neutral safety mechanism is standard on both automatic and manual transmission trucks.

3 Outstanding visibility from the rear

High-mount stop lamps

The stop lamps are installed at the rear on the top of the overhead guard to provide improved visibility to nearby workers or other vehicles behind the truck, thus offering added safety in the workplace.



FD•G Series

FD•G35 / FD•G40 / FD•G45 / FD•G50

- UniCarriers Corporation retains the right to change these products and specifications without incurring any obligation relating to such changes.
- These products and specifications are subject to change without notice.
- Photos and illustrations may slightly differ from the actual trucks.
- Photos and illustrations may or may not include optional equipment and accessories.
- Features and specifications may vary depending on markets.
- Performance data and dimensions are nominal and subject to tolerances.
- Produced in ISO certified factory.